Liver Cancer in 2024
2024年肝癌統計數字

	Incidence 發病		Mortality 死亡	
	Male 男性	Female 女性	Male 男性	Female 女性
Number of cases registered 登記個案數目	1,269	442	989	388
Rank 排名	4	12	3	5
Proportion of all cancers 佔總數百分比	6.5%	2.2%	11.5%	6.0%
Male : Female ratio 男女比例	2.9	1	2.5	1
Median age (years) 年齡中位數 (歲)	68	73	70	77
Crude rate 粗率	37.1	10.8	28.9	9.4
Age-standardised rate [ASR][1] 年齡標準化比率[1]	15.0	3.7	10.7	2.9
Average Annual Percent Change of ASR over the past 10 years[2] 年齡標準化比率在過去十年內的平均每年百分比變化[2]	-4.2%*	-4.0%*	-4.6%*	-4.8%*
Lifetime risk before age 75 一生累積風險 (0-74歲)	1 in 55	1 in 222	1 in 81	1 in 337
Five-year relative survival[3] 五年相對存活率[3] (2018-2022)	33.3%			

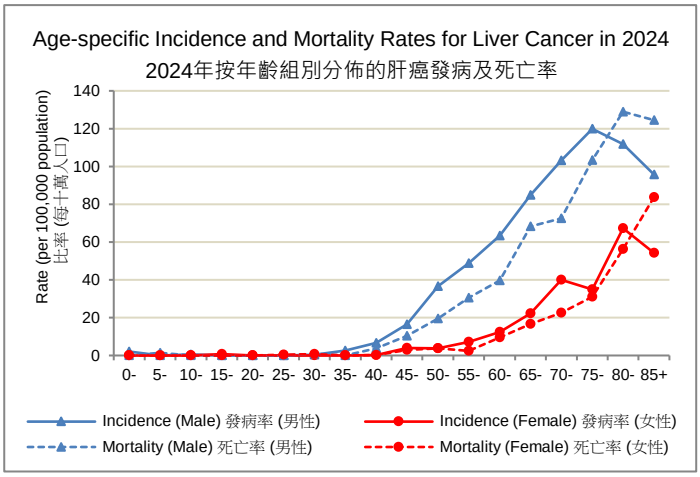

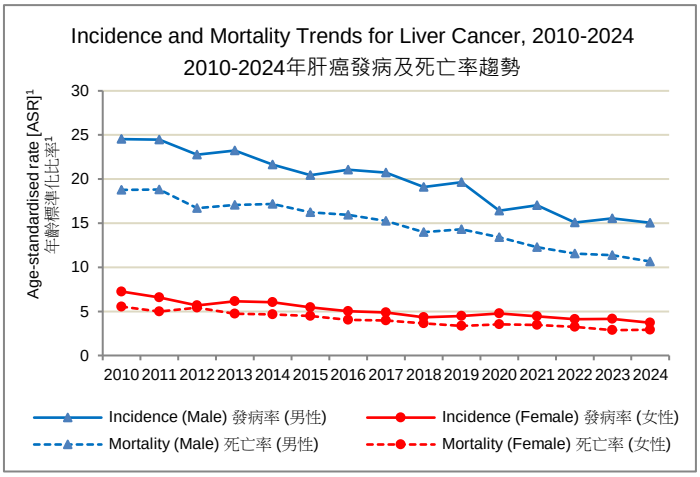

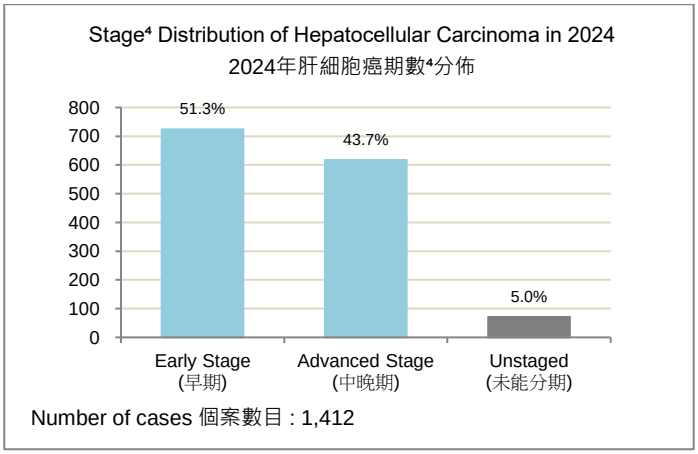

Hepatocellular Carcinoma in 2024 2024年肝細胞癌			
HBV/HCV Infection Status[5] 乙型或丙型肝炎病毒感染狀態[5]	No. of cases 個案數目	Male 男性	Female 女性
HBV infection 感染乙型肝炎	1,074 (76.1%)	865 (78.9%)	209 (66.3%)
HCV infection 感染丙型肝炎	129 (9.1%)	103 (9.4%)	26 (8.3%)

[1] Age-standardised rates (ASR) are age-adjusted to the World Standard Population of Segi (1960) and expressed per 100,000 population. Comparisons with these rates from other sources are valid only under the same standard population for calculations.
年齡標準化比率是根據 Segi (1960) 世界標準人口並以每十萬人口計算。用於進行比較不同族群之間的疾病率時，需以同一標準人口為基準計算才有意義。

[2] Average Annual Percent Change of ASR is a summary measure of the trend over a specified interval (* represents statistically significant at the 0.05 level). For details, please refer to the glossary in HKCaR website (www3.ha.org.hk/cancereg/glossary.html#aapc).
ASR的平均每年百分比變化是基於特定年期的數據進行計算來總結過往趨勢的測量工具(* 號代表於0.05水平上達至統計顯著)。有關詳情請參閱 HKCaR 網站內的詞彙表 (www3.ha.org.hk/cancereg/tc/glossary.html#aapc)。

[3] Relative survival (RS) is the proportion of cancer patients surviving for a specified time after diagnosis of cancer, compared to people without cancer in general population. RS is the most commonly used method to measure survival of people with cancer in a population.
相對存活率是指與相同性別和年齡的一般人口比較後的存活百分比。這是計算以人口為基礎的癌症患者存活率中最常用的方法。

[4] Stage of hepatocellular carcinoma is based on the 8th edition of the AJCC system; early stage includes stages I & II whereas advanced stage covers stages III & IV.
按AJCC癌症分期手冊第八版分類，早期包括第一及第二期肝細胞癌，而第三及第四期則屬於中晚期。

[5] Hepatitis B (HBV) or hepatitis C (HCV) infection is confirmed by a positive test or prior documentation.
若檢驗結果為陽性或曾有感染記錄，則視為乙型/丙型肝炎感染。