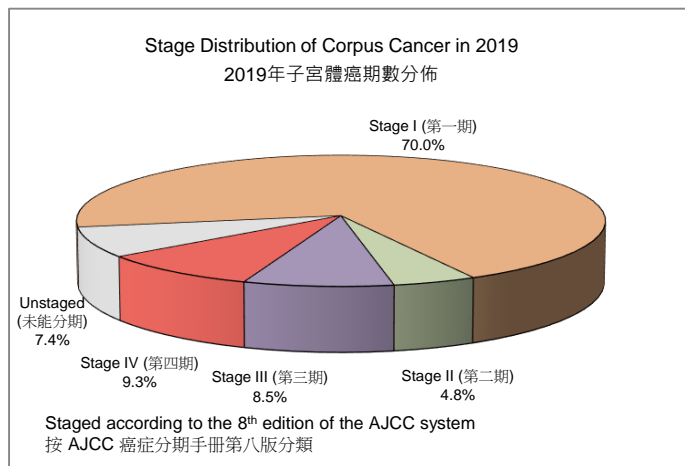
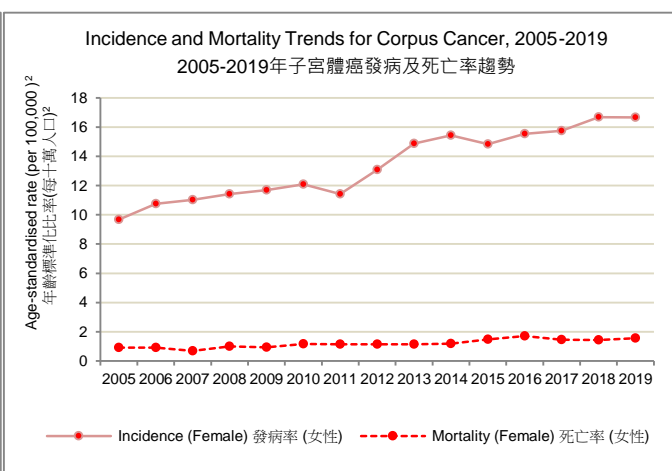
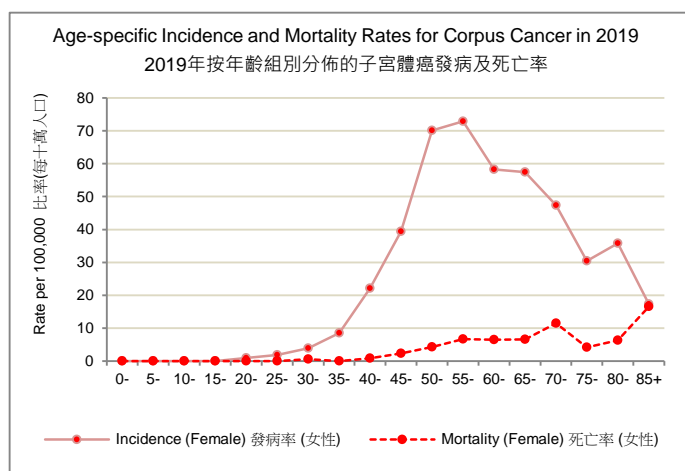


Corpus Cancer in 2019

2019年子宮體癌統計數字

	Incidence 發病	Mortality 死亡
Number of cases registered 登記個案數目	1,198	134
Rank 排名	4	11
Proportion of all cancers 佔總數百分比	6.9%	2.2%
Median age (years) 年齡中位數 (歲)	57	64
Crude rate 粗率	29.3	3.3
Age-standardised rate [ASR] ¹ 年齡標準化比率 ¹	16.7	1.6
Average Annual Percent Change of ASR over the past 10 years ² 年齡標準化比率在過去十年內的平均每年百分比變化 ²	+3.4%*	+3.3%*
Lifetime risk before age 75 一生累積風險 (0-74歲)	1 in 53	1 in 506
Mortality : Incidence ratio 死亡對發病比 (2015-19)	0.10	



Remarks:

註解:

- Age-standardised rates (ASR) are age-adjusted to the World Standard Population of Segi (1960) and expressed per 100,000 population. Comparisons with these rates from other sources are valid only under the same standard population for calculations.

年齡標準化比率是根據 Segi (1960) 世界標準人口並以每十萬人口計算。用於進行比較不同族群之間的疾病率時，需以同一標準人口為基準計算才有意義。

- Average Annual Percent Change of ASR is a summary measure of the trend over a specified interval (* represents statistically significant at the 0.05 level). For details, please refer to the glossary in HKCaR website (www3.ha.org.hk/cancereg/glossary.html#aapc).

ASR的平均每年百分比變化是基於特定年期的數據進行計算來總結過往趨勢的測量工具(* 號代表於0.05水平上達至統計顯著)。有關詳情請參閱 HKCaR 網站內的詞彙表 (www3.ha.org.hk/cancereg/tc/glossary.html#aapc)。

Source: Hong Kong Cancer Registry, Hospital Authority

資料來源: 醫院管理局香港癌症資料統計中心

Last updated: Oct 2021

最後更新: 2021年10月