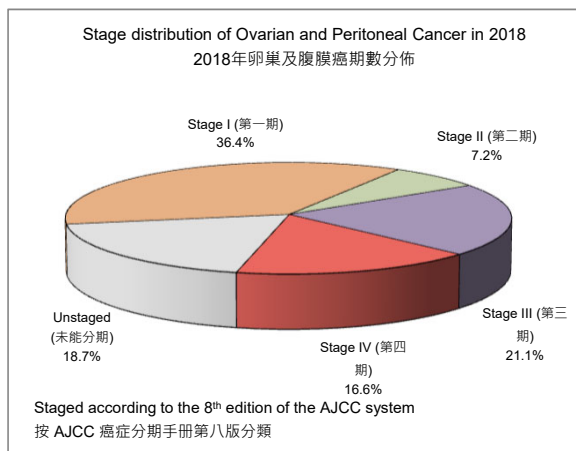
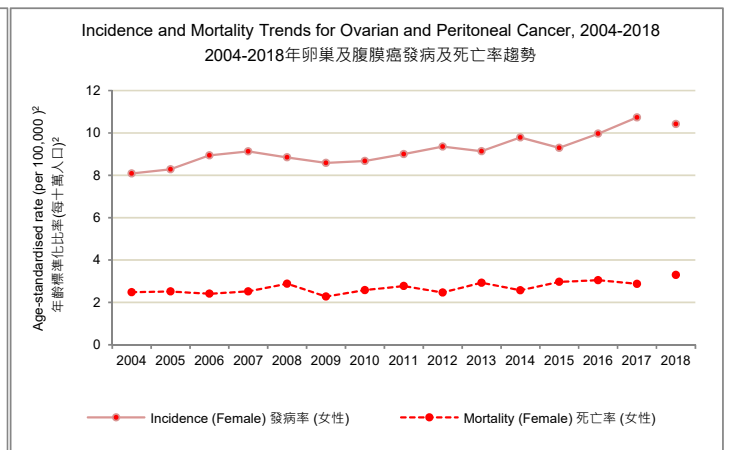
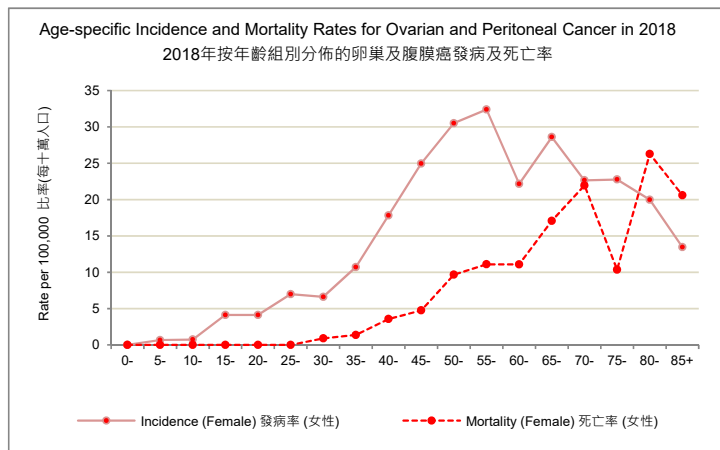


Ovarian and Peritoneal Cancer in 2018

2018年卵巢及腹膜癌統計數字

	Incidence 發病	Mortality 死亡
Number of cases registered 登記個案數目	664	265
Rank 排名	6	7
Proportion of all cancers 佔性別總數百分比	3.9%	4.4%
Median age (years) 年齡中位數 (歲)	54	64
Crude rate ¹ 粗發病/死亡率 ¹	16.4	6.6
Age-standardised rate [ASR] (Segi) ² 年齡標準化比率 (Segi) ²	10.4	3.3
Average Annual Percent Change of ASR over the past 10 years ³ 年齡標準化比率在過去十年內的平均每年百分比變化 ³	N.A.	N.A.
Lifetime risk before age 75 一生累積風險 (0-74歲)	1 in 94	1 in 246
Mortality : Incidence ratio 死亡對發病比 (2014-18)	N.A.	



Starting from 2018, "Ovarian etc." is replaced by "Ovarian and peritoneal cancer" in HKCaR reporting. Figures of prior year under "Ovarian etc." are provided for reference only. Comparison against prior year is not applicable.

由2018年開始，香港癌症資料中心報告「卵巢及腹膜癌」的數據，以取代「卵巢癌等」。過去「卵巢癌等」的數據只供參考，並不適合與現在的數據作比較。

Remarks:

註解：

- All rates are expressed per 100,000.
所有發病及死亡率均以每十萬人口計算。
- Rates are standardised to the age distribution of the World Standard Population of Segi (1960). Comparisons with these rates from other sources are valid only under the same standard population for calculations.
年齡標準化發病/死亡率是根據 Segi (1960) 世界標準人口計算。用於進行比較不同人群之間的疾病率時，需以同一標準人口為基準計算才有意義。
- Average Annual Percent Change of ASR over the past ten years is estimated based on the available data from 1991 to 2018 (* represents statistically significant at the 0.05 level). For details, please refer to the glossary in HKCaR website (www3.ha.org.hk/cancereg/glossary.html#aapc).
年齡標準化比率在過去十年內的平均每年百分比變化是利用自1991年至2018年的可用數據估算得出(* 號代表於0.05水平上達至統計顯著)。有關詳情請參閱 HKCaR 網站內的詞彙表 (www3.ha.org.hk/cancereg/tc/glossary.html#aapc)。

Source: Hong Kong Cancer Registry, Hospital Authority

資料來源：醫院管理局香港癌症資料統計中心

Last updated: Oct 2020

最後更新：2020年10月