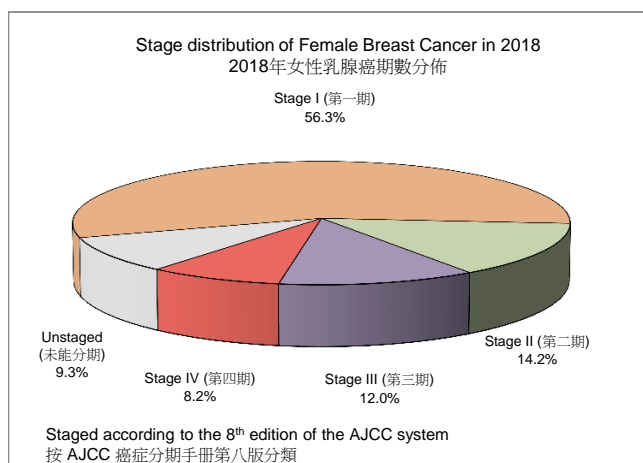
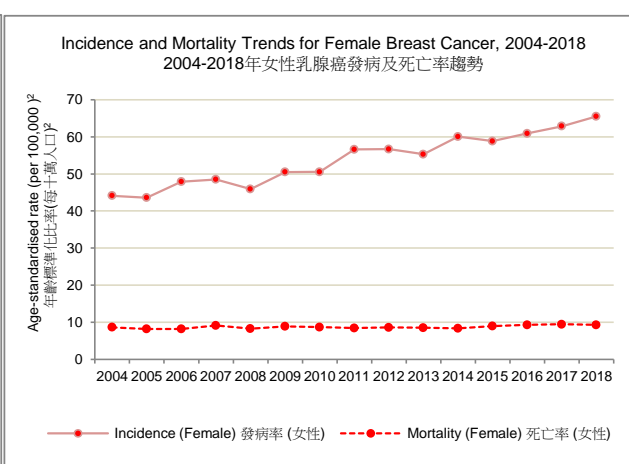
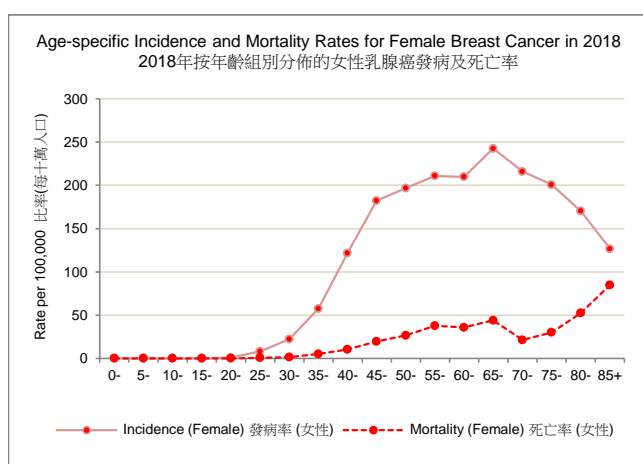


Female Breast Cancer in 2018

2018年女性乳腺癌統計數字

	Incidence 發病	Mortality 死亡
Number of cases registered 登記個案數目	4,618	753
Rank 排名	1	3
Proportion of all cancers 佔性別總數百分比	27.2%	12.4%
Median age (years) 年齡中位數 (歲)	57	61
Crude rate ¹ 粗發病/死亡率 ¹	114.3	18.6
Age-standardised rate [ASR] (Segi) ² 年齡標準化比率 (Segi) ²	65.5	9.3
Average Annual Percent Change of ASR over the past 10 years ³ 年齡標準化比率在過去十年內的平均每年百分比變化 ³	+2.5%*	+0.6%*
Lifetime risk before age 75 一生累積風險 (0-74歲)	1 in 14	1 in 99
Five-year relative survival 五年相對存活率 (2010-17)	84.0%	



Remarks:

註解：

- All rates are expressed per 100,000.
所有發病及死亡率均以每十萬人口計算。
- Rates are standardised to the age distribution of the World Standard Population of Segi (1960). Comparisons with these rates from other sources are valid only under the same standard population for calculations.
年齡標準化發病/死亡率是根據 Segi (1960) 世界標準人口計算。用於進行比較不同人群之間的疾病率時，需以同一標準人口為基準計算才有意義。
- Average Annual Percent Change of ASR over the past ten years is estimated based on the available data from 1991 to 2018 (* represents statistically significant at the 0.05 level). For details, please refer to the glossary in HKCaR website (www3.ha.org.hk/cancereg/glossary.html#aapc).
年齡標準化比率在過去十年內的平均每年百分比變化是利用自1991年至2018年的可用數據估算得出(* 號代表於0.05水平上達至統計顯著)。有關詳情請參閱 HKCaR 網站內的詞彙表 (www3.ha.org.hk/cancereg/tc/glossary.html#aapc)。

Source: Hong Kong Cancer Registry, Hospital Authority

資料來源: 醫院管理局香港癌症資料統計中心

Last updated: Oct 2020

最後更新: 2020年10月

Carcinoma In-situ (Ca in-situ) of Female Breast

女性乳腺原位癌

Carcinoma in-situ (Ca in-situ) of breast is non-invasive and the earliest form of breast cancer. The reporting of Ca in-situ incidence of breast would be of interest in monitoring the number of pre-malignant abnormalities. There were 669 cases of female in-situ breast cancer reported in 2018.

乳腺原位癌屬非入侵性，是早期的乳腺癌前病變。中心收集此等數據以協助偵測癌前變異的趨勢。2018 年的女性乳腺原位癌新症數字達 669 宗。

Distribution of Female Breast Cancer by Age Group and Type (Invasive and Ca in-situ) in 2018, in terms of number of cases and age-specific incidence rates (per 100,000 women)

2018 年按年齡組別及癌種類別 [入侵性及原位癌] 的女性乳腺癌登記個案數目及發病率 (每十萬名女性人口計算)

Age (yrs) 年齡(歲)	Number of cases 個案數目			Age-specific Incidence rates (per 100,000 women) 特定年齡組別發病率 (每十萬名女性人口計算)		
	Invasive 入侵性	Ca in-situ 原位癌	Total 總數	Invasive 入侵性	Ca in-situ 原位癌	Total 總數
0-4	0	0	0	0.0	0.0	0.0
5-9	0	0	0	0.0	0.0	0.0
10-14	0	0	0	0.0	0.0	0.0
15-19	0	0	0	0.0	0.0	0.0
20-24	2	2	4	0.9	0.9	1.8
25-29	22	4	26	8.1	1.5	9.6
30-34	74	6	80	22.2	1.8	24.0
35-39	209	23	232	57.4	6.3	63.7
40-44	410	70	480	121.8	20.8	142.6
45-49	613	106	719	182.2	31.5	213.7
50-54	651	99	750	196.7	29.9	226.6
55-59	703	103	806	210.9	30.9	241.8
60-64	587	86	673	209.9	30.7	240.6
65-69	526	61	587	242.7	28.1	270.9
70-74	305	49	354	216.0	34.7	250.7
75-79	194	26	220	200.8	26.9	227.7
80-84	162	24	186	170.3	25.2	195.6
85+	160	10	170	126.8	7.9	134.7
All ages [#] 所有年齡 [#]	4,618	669	5,287	114.3	16.6	130.8
			Lifetime risk* 一生累積風險*	1 in 14	1 in 93	1 in 12
			ASR (Segi)** 年齡標準化比率**	65.5	9.8	75.3

Remarks:

註解：

Cases with unknown ages are included.

包括不明年齡的個案在內。

* Cumulative lifetime risk before the age of 75.

一生累積風險(0-74 歲)

** Rates are standardised to the age distribution of the World Standard Population of Segi (1960). Comparisons with these rates from other sources are valid only under the same standard population for calculations.

年齡標準化比率是根據 Segi (1960) 世界標準人口計算。用於進行比較不同人群之間的疾病率時，需以同一標準人口為基準計算才有意義。

Source: Hong Kong Cancer Registry, Hospital Authority

資料來源：醫院管理局香港癌症資料統計中心

Last updated: Oct 2020

最後更新：2020年10月