

# Disaster Simulation

## Table Top Model to Large Scale Drill

**Hyun Soo Chung MD, PhD**

**Professor, Department of Emergency Medicine**

**Yonsei University College of Medicine**

**Director, Center for Disaster Relief, Training, and Research**

**Yonsei University Severance Hospital**



Ministry of Public Safety  
and Security

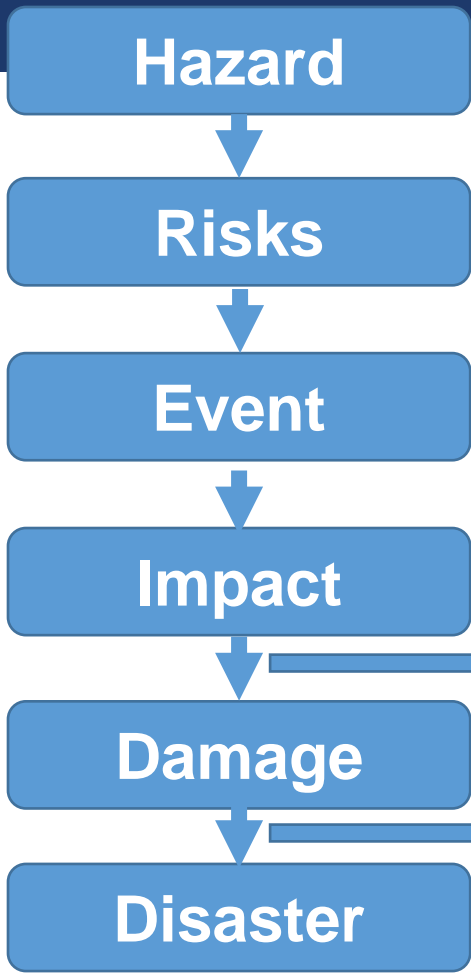
현대차  
정몽구 재단  
Chung Mong-Koo Foundation



SEVERANCE HOSPITAL

# Disclosures

**None**



Prevention

Mitigate

Preparedness

Resilience

Absorbing capacity

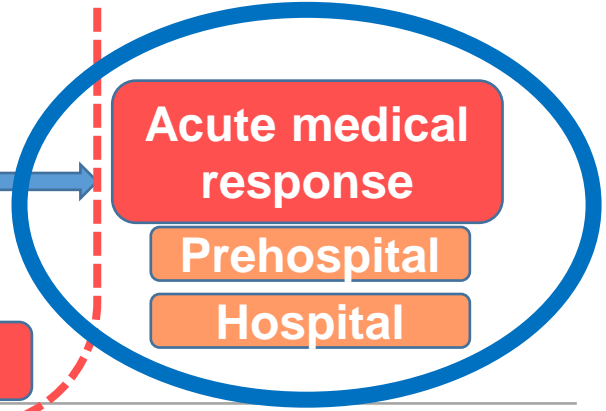
Buffering capacity

Response

Recovery development



Disaster Management



by Hendro Wartatmo

# **Disaster**

**... impacts the hospital and the community**

# **Healthcare providers**

**... are not prepared enough**

# **Existing education**

**... problems**

# **Disaster simulation**

**... is effective**

---

# Disaster Simulation... needs

- To be linear
- To be interactive
- To be able to assess performances

# Disaster Simulation

Patient Safety  
Community  
Safety

Competency  
Credential

Reflective  
Learning

Feedback  
Debriefing

Experiential  
Learning

Repetition  
Excellence

# Hospital Disaster Preparedness

**Triage**

**Incident command**

**Procedures (life-saving)**

**Surge capacity**

**Special hazards**

**TIPSS!**

# Table Top Simulation



# Hospital Disaster Preparedness

**Triage**

**Incident command**

**Procedures (life-saving)**

**Surge capacity**

**Special hazards**

**TIPSS!**

# Table Top Simulation

- Simultaneously train multidisciplinary personnel
- Train the whole response stages in disaster
- Control training operation
- Suitable for dynamic situations
- Relatively cheaper than other modules

# Table top simulation... key factors

- Keep it simple and straightforward
- Don't make it too big a scenario and too complicated
- Determine the scope

# Table top simulation... key factors

- Suggest no more than 10 participants in the exercise
- Never have an exercise before making sure that people are trained
- Needs to be about team building and relationship building

# “Hospital Disaster Preparedness for Community Safety”

Understand importance of hospital disaster preparedness, and set up incident command system in order to protect and enhance disaster response in the community

# “Hospital Disaster Preparedness for Community Safety”

20 participants

## Course Contents

Introductory Lecture (Triage, Surge Capacity, Incident Command)

Pre-assessment (baseline) using table-top

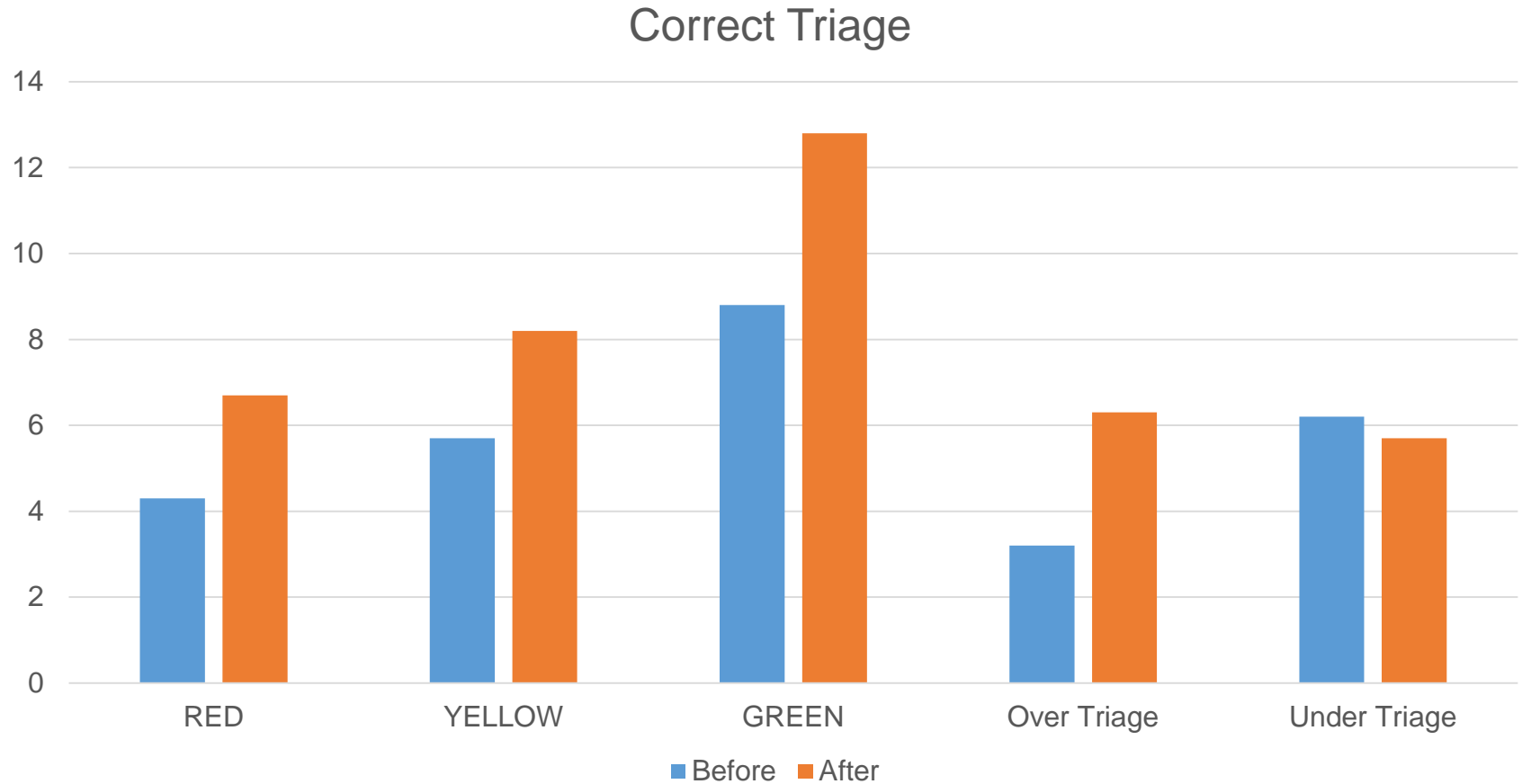
Debriefing

Post-assessment using table top

# Performance Assessment

- Technical Skills
  - Correct Triage
  - Correct Treatment
  
- Non-Technical Skills
  - Team Structure
  - Communication
  - Leadership
  - Situation Monitoring
  - Mutual Support

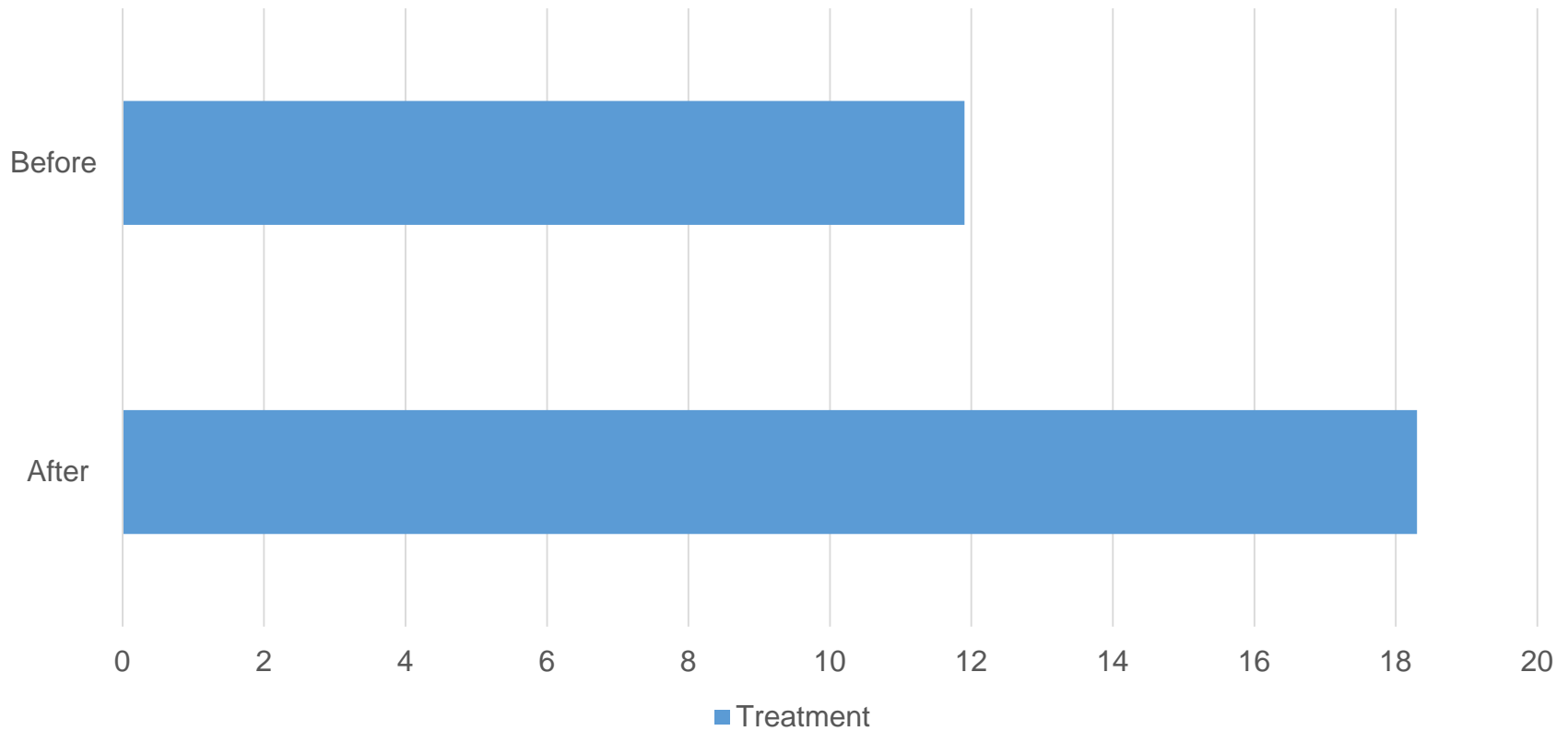
# Results - Triage



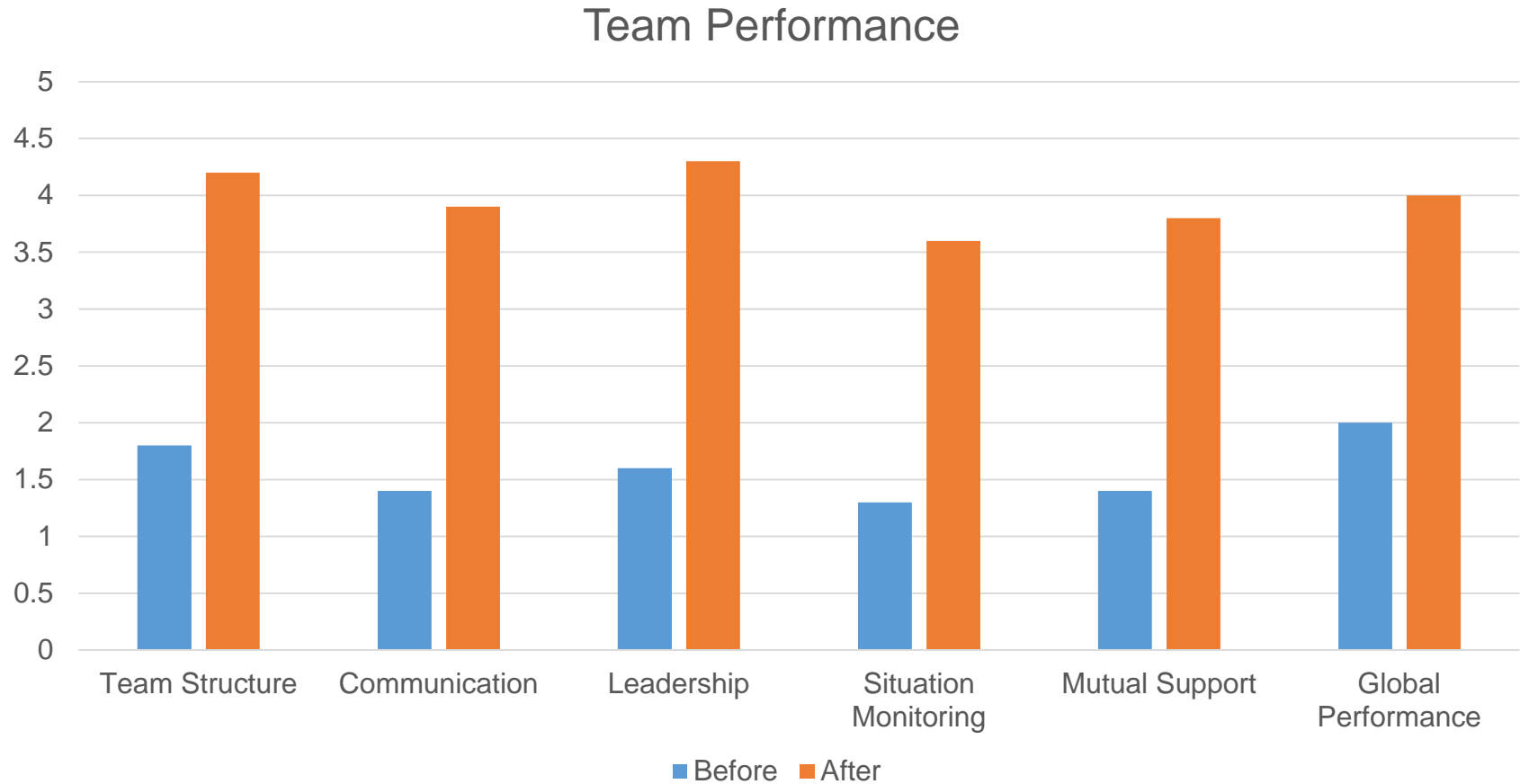


# Results - Treatment

Appropriate Treatment



# Results – Team Performance



# Virtual Simulation

# Hospital Disaster Preparedness

**Triage**

**Incident command**

**Procedures (life-saving)**

**Surge capacity**

**Special hazards**

**TIPSS!**

# Virtual Simulation

- Able to train students various, rare, and repetitive scenarios without the risk of exposure to vulnerable places
- Time saving and cost effective
- Sustainability – able to creating complex and repeatable events of any scale

# Mannequin Simulation

# Hospital Disaster Preparedness

**Triage**

**Incident command**

**Procedures (life-saving)**

**Surge capacity**

**Special hazards**

**TIPSS!**

# Mannequin Simulation

- Fidelity of the setting is able to stress the participants to think of the situation as real
- Actual actors have the perfect fidelity of the physiologic responses but impossible to perform any emergency procedures



# Disaster medical Skills COmpetency (DISCO) Training Course

## Didactic lecture

- Blast injury
- Crush injury

## Skill station

- Airway management
- Contaminated wound management
- Extremity injuries stabilization
- Ultrasound

## Simulation

- Decontamination
- Blast injury
- Crush injury



# Scenario Development

## For better immersion

- Dimmed Light
- Smoke – fog generator
- Noisy sound and siren
- Building debris
- Wall screen with a photo of building collapse scene
- Multiple simulators
- Moulage for wound
- Limited equipment (DMAT bag)



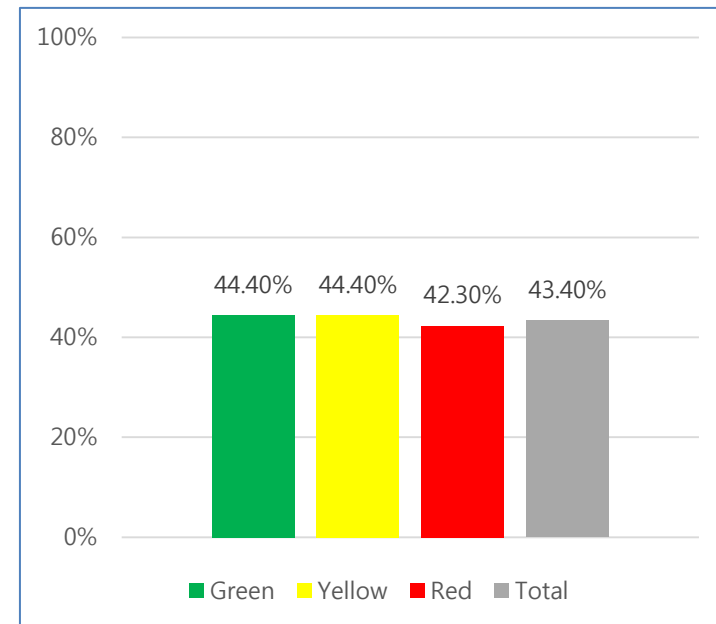
# Face and Content Validation

Face & Content Validity Questionnaire	Out of 10
I was fully immersed in the simulation	9.3
I behaved in the same way that I do in the real world	8.7
The scenario allows me to adequately demonstrate my technical skills	9.0
The scenario allows me to adequately demonstrate my clinical knowledge	9.1
The scenario allows me to adequately demonstrate my decision-making	9.2
The scenario allows me to adequately demonstrate my teamwork skills	9.3
The scenario allows me to adequately demonstrate situation awareness	9.3

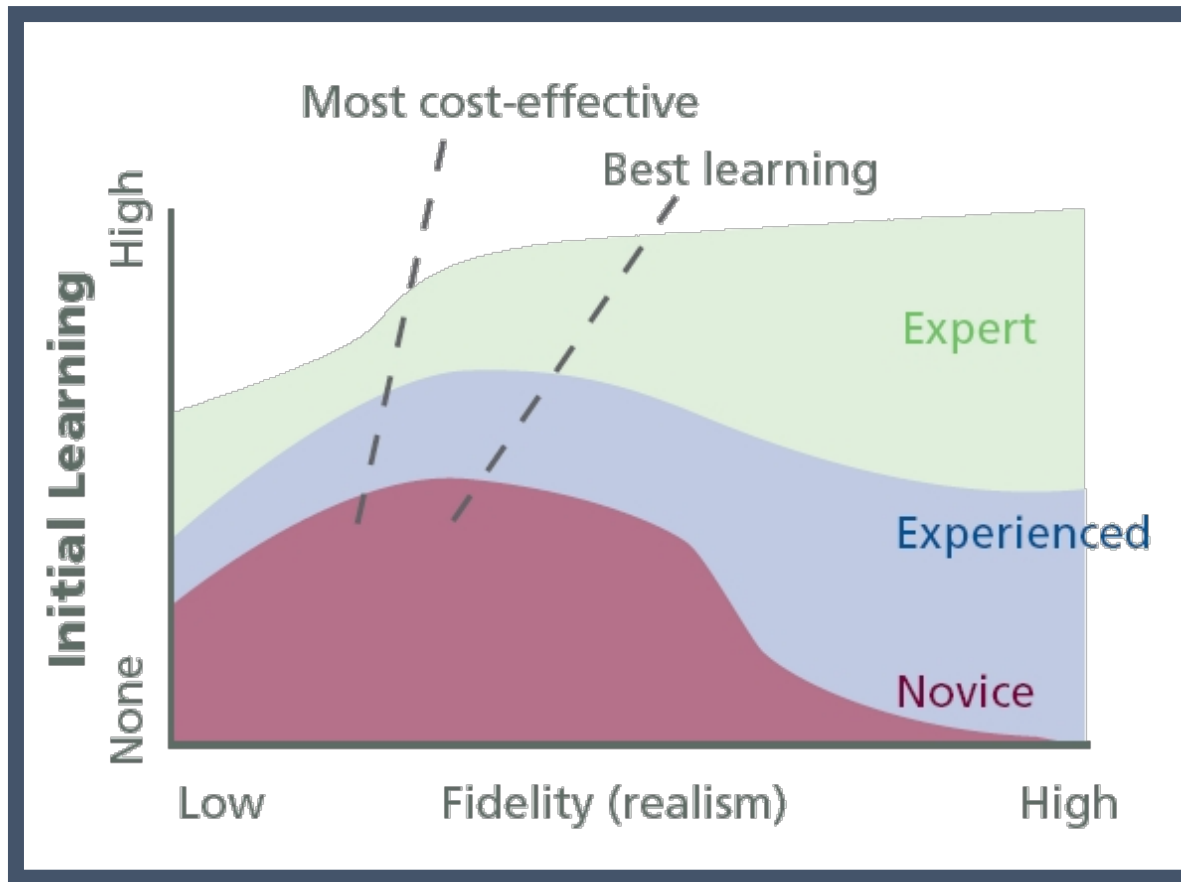
# Performance Assessment

- Technical Skills
  - Total triage time for 42 SP: 15 minutes
  - Correctness of triage
    - 92.9%
    - Under triage: 1 SP (Red -> Yellow)
    - Over triage: 2 SP (Yellow -> Red)

Performance of treatments



# Prior learning and experience vs. Fidelity



Alessi S. Design of Instructional Simulations. *J Computer-based Instruction*. 1988. 40-7.

# Obstacles to Overcome

Too many obstacles!

Technical support

Rigorous Scenario Development

Training

Environment Set-Up

# Continuum of Exercises

- **More Experience**
- **Greater Complexity**
- **More Preparation Time**
- **Increased Cost**

Table top

Large scale



# Center for Disaster Relief, Training, and Research

- 📷 전문성을 갖춘 의료인력을 중심으로 대한민국 재난의료의 허브 역할을 수행
- 🔍 재난의료 전문인력 양성, 재난대응팀 파견, 유관기관과의 협력 네트워크 구축
- 🔗 과학적 연구와 교육을 통한 재난전문가 양성에 기여

교육과정 등록

[www.disaster.or.kr/eng/mission.html](http://www.disaster.or.kr/eng/mission.html)

[disaster@yuhs.ac](mailto:disaster@yuhs.ac)

+82-2-2228-5581



