

# Evaluation of patients who underwent trigger finger injection in primary care: experience in Hong Kong West Cluster

HP Sy, YC Lo, WK Ko, WSTsui

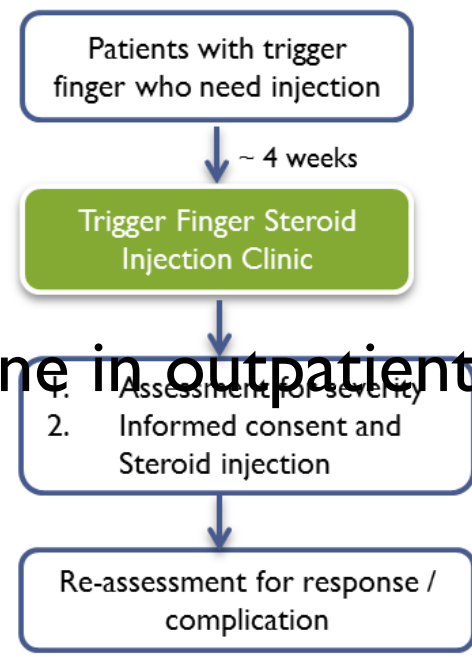
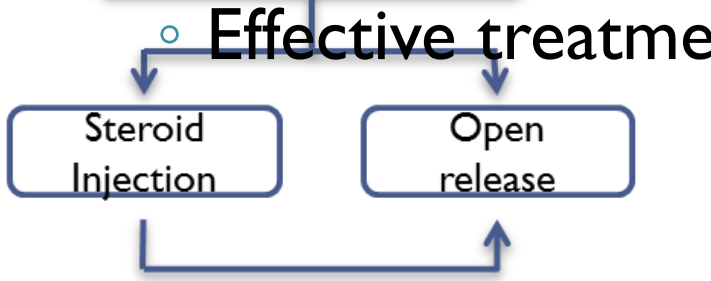
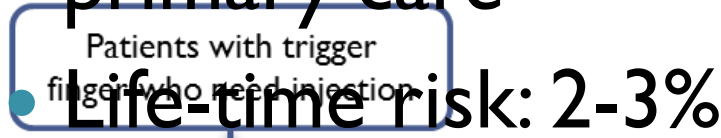
*Dr Jimmy HP Sy  
Resident Specialist  
FM&PHC, HKWC*

©SMIG 2004



# Background

- Before
  - Trigger finger is a common condition in primary care
- The new patient journey since 2013

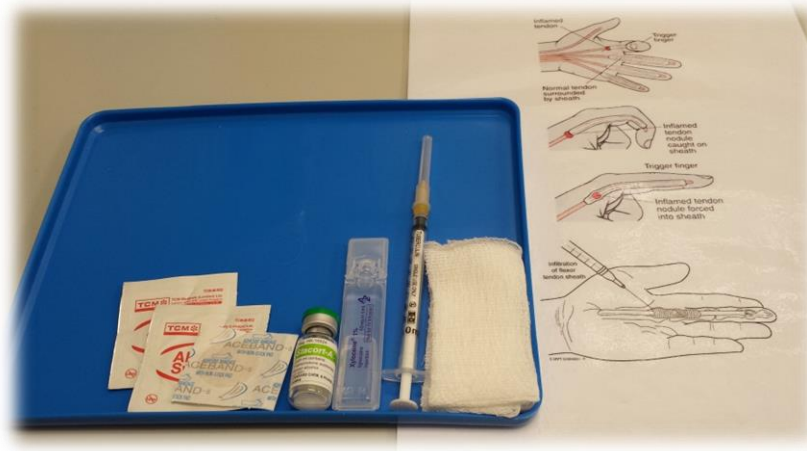


**Table 1. Green's Classification to Grade the Severity of Trigger Finger**

|           |  |
|-----------|--|
| Grade I   | Pain/history of catching                                 |
| Grade II  | Demonstrable catching, but can actively extend the digit |
| Grade III | Demonstrable locking, requiring passive extension        |
| Grade IV  | Fixed flexion contracture                                |

# Objective

- To evaluate the degree of severity and the outcome of patients who attended the trigger finger injection session in Aberdeen Jockey Club Clinic between 1/2013-12/2013



# Results (1/2013-12/2013)

73 patients, 80 fingers, 82 injections

**Table 2: Results of those who undergo steroid injection**

|                                  |                 |       |
|----------------------------------|-----------------|-------|
| Gender                           | Male            | 64%   |
|                                  | Female          | 36%   |
| Age                              | >65 years old   | 31.5% |
|                                  | 40-65 years old | 68.5  |
|                                  | <40 years old   | 0%    |
| Distribution of fingers involved | Thumb           | 29.3% |
|                                  | Index Finger    | 6.1%  |
|                                  | Middle Finger   | 40.2% |
|                                  | Ring Finger     | 24.4% |
|                                  | Little Finger   | 0%    |
| Severity                         | Grade 1         | 1.3%  |
|                                  | Grade 2         | 46.3% |
|                                  | Grade 3         | 50%   |
|                                  | Grade 4         | 2.4%  |

# Outcomes

