

Ovarian Cancer in Hong Kong

Table 1. Incidence and Mortality of Ovarian Cancer in 2009

	New Case	Death
Number of cases registered	460	140
Rank	6	8
Proportion of all cancer	3.7%	2.7%
Median age (years)	50	59.5
Crude rate*	12.4	3.8
Age-standardized rate (World)**	9.2	2.5
Lifetime risk before age 75	1 in 122	1 in 402
Mortality : Incidence ratio (2005-09)	0.28	

* All rates are expressed per 100,000

** Rates are standardized to the age distribution of the WHO 2000 World Standard Population.

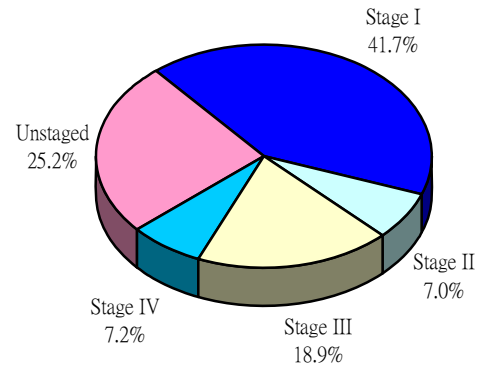


Fig 1. Stage Distribution of Ovarian Cancer in 2009

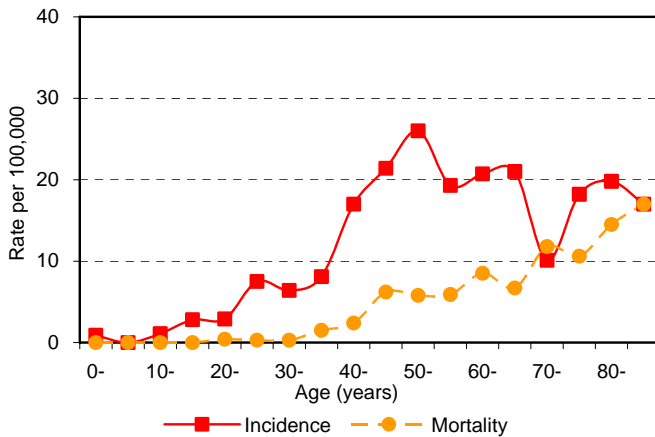
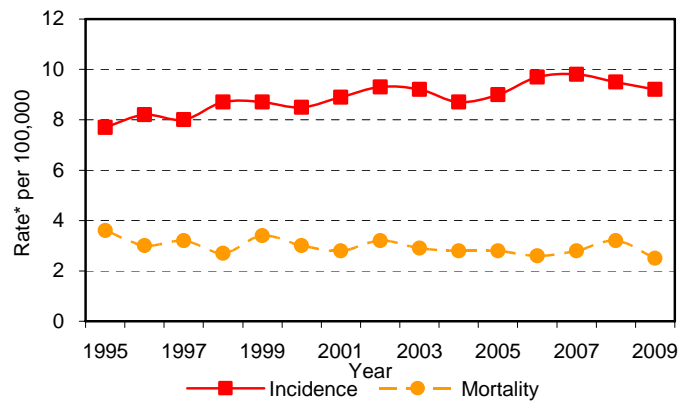


Fig 2. Age-specific Rate for Ovarian Cancer in 2009



*Rates are standardized to the age distribution of the WHO 2000 World Standard Population.

Fig 3. Incidence and Mortality Trends for Ovarian Cancer, 1992-2009