

Cervix Cancer in Hong Kong

Table 1. Incidence and Mortality of Cervix Cancer in 2009

	New Case	Death
Number of cases registered	453	128
Rank	7	9
Proportion of all cancer	3.7%	2.5%
Median age (years)	53	65.5
Crude rate*	12.2	3.5
Age-standardized rate (World)**	8.4	2.2
Lifetime risk before age 75	1 in 128	1 in 497
Mortality : Incidence ratio (2005-09)	0.27	

* All rates are expressed per 100,000

** Rates are standardized to the age distribution of the WHO 2000 World Standard Population.

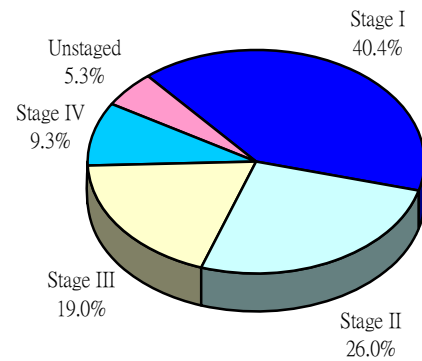


Fig 1. Stage Distribution of Cervix Cancer in 2009

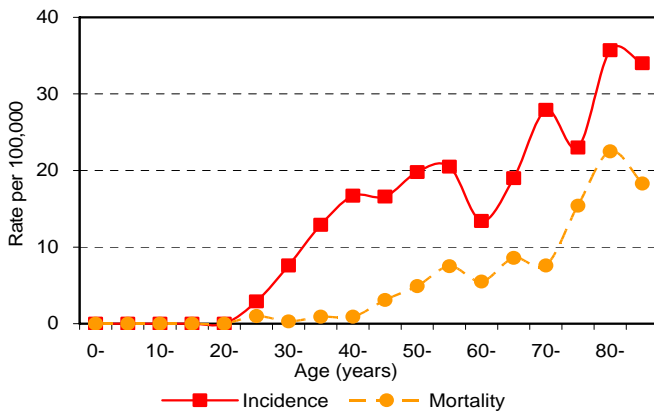
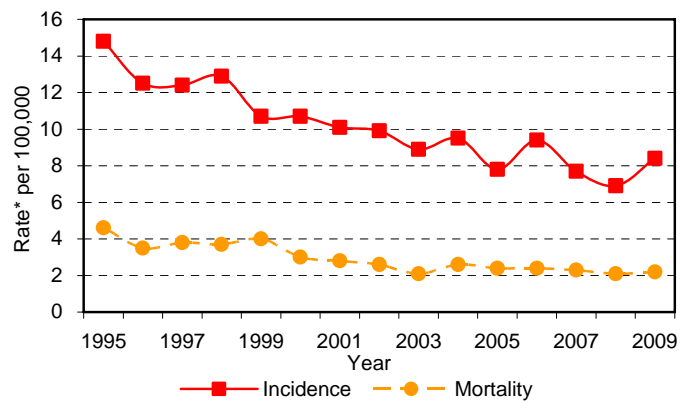


Fig 2. Age-specific Rate for Cervix Cancer in 2009



*Rates are standardized to the age distribution of the WHO 2000 World Standard Population.

Fig 3. Incidence and Mortality Trends for Cervix Cancer, 1995-2009