

## Corpus Cancer in Hong Kong

Table 1. Incidence and Mortality of Corpus Cancer in 2009

	New Case	Death
Number of cases registered	667	62
Rank	4	15
Proportion of all cancer	5.4%	1.2%
Median age (years)	55	67
Crude rate*	18.0	1.7
Age-standardized rate (World)**	12.6	1.1
Lifetime risk before age 75	1 in 76	1 in 944
Mortality : Incidence ratio (2005-09)	0.08	

\* All rates are expressed per 100,000

\*\* Rates are standardized to the age distribution of the WHO 2000 World Standard Population.

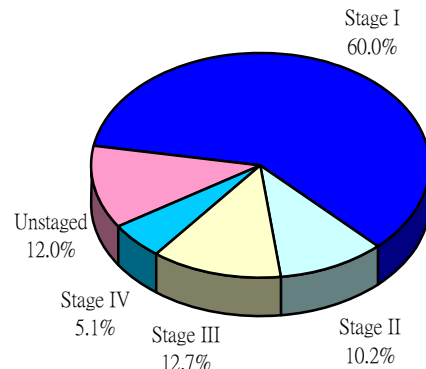


Figure 1. Stage Distribution of Corpus Cancer in 2009

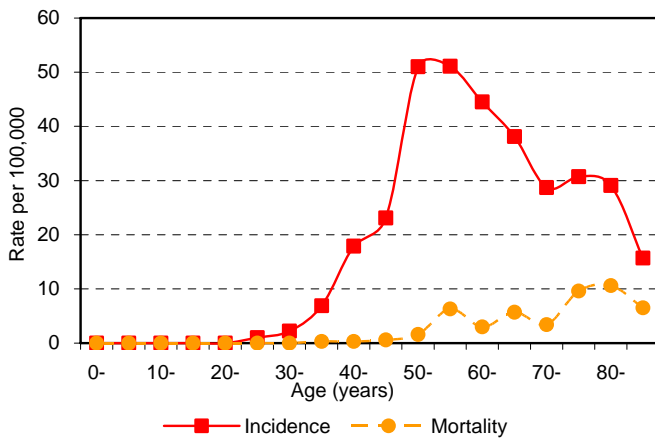
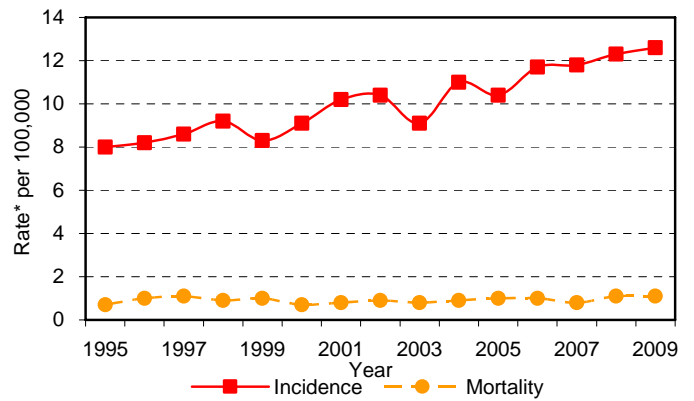


Fig 2. Age-specific Rate for Corpus Cancer in 2009



\*Rates are standardized to the age distribution of the WHO 2000 World Standard Population.

Fig 3. Incidence and Mortality Trends for Corpus Cancer, 1995-2009